

Myobock & Bebionic

Suggested Coding Options¹

April 2022 (U.S. only)

Base Code Options (includes Socket, Forearm, Humeral Section, Shoulder Bulkhead, Cables, Batteries, Charger, and Switch/Myoelectric Control)

Transcarpal switch/myo	L6026
Wrist Disarticulation switch/myo	L6920/L6925
Below Elbow switch/myo	L6930/L6935
Elbow Disarticulation switch/myo	L6940/L6945
Above Elbow switch/myo	L6950/L6955
Shoulder Disarticulation switch/myo	L6960/L6965
Interscapular-Thoracic switch/myo	L6970/L6975

Replacement Socket (molded to patient model, with/without external power)

Replacement Socket	L6883 (BE/WD), L6884 (ED/AE), L6885 (SD/IT)
--------------------	---

Socket Additions (add as appropriate, not all inclusive)

Test Sockets	L6680 (WD/BE), L6682 (ED/AE), L6684 (SD/IT)
Ultralight Material	L7400 (WD/BE), L7401 (ED/AE), L7402 (SD/IT)
Acrylic	L7403 (WD/BE), L7404 (ED/AE), L7405 (SD/IT)

Socket Additions: Suspension, Inserts, Liners

Socket Additions

Suction Socket	L6686
Frame Socket (includes flexible inner socket)	L6687 (WD/BE), L6688 (ED/AE), L6689 (SD), L6690 (IT)

Inserts

*Removable Insert (e.g. Thermolyn/ Bocklite)	L6691
*Silicone Insert (e.g. Proflex with Silicone)	L6692

Liners

*14Y1 Silicone Arm Liner, prefab	L6694 Socket insert for use with locking mechanism
*14Y5 Silicone Liner w/ CVD coating, prefab	
14A1 Lock Set	L6698 locking mechanism
*6Y416 Custom Shape Plus UE Urethane Liner (model made by hand)	For Initial Liner use: L6696 Custom insert, congenital/atypical traumatic or L6697 Custom insert, other than congenital/ atypical traumatic
*6Y417 Custom Shape Plus Urethane UE Replacement Liner (same mold)	For Replacement Liner (same mold) use: L6694 Socket insert for use with locking mechanism or L6695 Socket insert not for use with locking mechanism
*88L1 Custom Silicone TR Liner	Contact 800 328 4058 / reimbursement911@ottobock.com

*Medicare limits total number of inserts that a patient can have to 2 at any given time (including liners).

¹ The product/device “Supplier” (defined as an O&P practitioner, O&P patient care facility, or DME supplier) assumes full responsibility for accurate billing of Ottobock products. It is the Supplier’s responsibility to determine medical necessity; ensure coverage criteria is met; and submit appropriate HCPCS codes, modifiers, and charges for services/products delivered. It is also recommended that Supplier’s contact insurance payer(s) for coding and coverage guidance prior to submitting claims. Ottobock Coding Suggestions and Reimbursement Guides are based on reasonable judgment and are not recommended to replace the Supplier’s judgment. These recommendations may be subject to revision based on additional information or alpha-numeric system changes.

Myobock & Bebionic

Suggested Coding Options¹

April 2022 (U.S. only)

Pattern Recognition

13E520 Myo Plus TR
compatible hands & accessories are marked with Myo +

*We do not recommend billing Medicare for the Myo Plus until specific coding is secured.

*L7499 Addition to upper extremity external powered myoelectric prostheses; Ottobock 13E520 Myo Plus TR pattern recognition system; Multi-factor, layered processing of the user's amplified natural EMG signal patterns captured by a multiple electrode array to produce patient-specific rule set algorithms, allowing Myo Plus to recognize individual patient muscle signal patterns which are translated to intuitively control several prosthetic hand functions/grip types and/or several prosthetic devices (e.g. prosthetic hand, wrist rotator, wrist flexion/extension) instantaneously. The microprocessor integrates system calibration, signal quality evaluation, filtering, conditioning, processing, recognition of multiple muscle activation patterns, and transmission of complex functional controls.




See the Myo Plus TR Reimbursement Tool Kit at:
<https://shop.ottobock.us/Reimbursement-by-Product#upperlimb>

Elbow Options

12K100N Dynamic Arm	L6693 Forearm Counterbalance (use L7180/L7181 for MP Control)
12K110N Dynamic Arm Plus	L6693 Forearm Counterbalance (use L7181 for MP Control)
12K44 ErgoArm® Hybrid plus	L6693 Forearm Counterbalance
12K50 ErgoArm Electronic Plus	L6693 Forearm Counterbalance + L6638 Electric Lock

Electric Hand and Greifer Options

Bebionic Hand (Configurator: BB1000=O_B)

Myo+	8E70=* 	Bebionic Hand with Electric QD Wrist	L6880
	8E72=* 	Bebionic Hand with Flexion Wrist	L6880 + L6621
	8E71=* 	Bebionic Hand with Short Wrist	L6880

- See rotation wrist option below
- L6629 may be added to the prosthesis for a lamination collar with coupling used for quick disconnect for terminal device interchange, cleaning, or servicing (8E70/8E72)

¹ The product/device "Supplier" (defined as an O&P practitioner, O&P patient care facility, or DME supplier) assumes full responsibility for accurate billing of Ottobock products. It is the Supplier's responsibility to determine medical necessity; ensure coverage criteria is met; and submit appropriate HCPCS codes, modifiers, and charges for services/products delivered. It is also recommended that Supplier's contact insurance payer(s) for coding and coverage guidance prior to submitting claims. Ottobock Coding Suggestions and Reimbursement Guides are based on reasonable judgment and are not recommended to replace the Supplier's judgment. These recommendations may be subject to revision based on additional information or alpha-numeric system changes.

MyoBock & Bebionic

Suggested Coding Options¹

April 2022 (U.S. only)

DMC Plus

8E38=6	System Electric Hand DMC plus with QD wrist	L7007 + L6882
8E39=6	System Electric Hand DMC plus with Lamination Ring	L7007 + L6882
8E41=6	System Electric Hand DMC plus with Threaded Stud	L7007 + L6882
8E44=6	Transcarpal Hand DMC plus w/Lam Plate	L7007 + L6882
8E44=6-*F	Transcarpal Hand DMC plus with MyoFlex QD Wrist	L7007 + L6882 + L6621 (For Quick Disconnect see coding below)

Digital Twin

8E38=7	System Electric Hand Digital Twin with QD wrist	L7007 + L6882
8E38=7	System Electric Hand Digital Twin with Lamination Ring	L7007 + L6882
8E44=7-*	Transcarpal Hand Digital Twin with MyoFlex QD Wrist	L7007 + L6882 + L6621 (For Quick Disconnect see coding below)

Sensor Hand Speed

Myo+	8E38=8	SensorHand Speed with QD Wrist	L7007 + L6881 + L6882
	8E39=8	SensorHand Speed with Lamination Ring	L7007 + L6881 + L6882 (For Quick Disconnect see coding below)

VariPlus Speed

Myo+	8E38=9	MyoHand VariPlus Speed w/ QD wrist	L7007 + L6882
	8E39=9	MyoHand VariPlus Speed w/ Lam. Ring	L7007 + L6882
	8E41=9	MyoHand VariPlus Speed w/ Thread Stud	L7007 + L6882
	8E41=9-F	MyoHand Vari Plus Speed w/ MyoFlex QD Wrist	L7007 + L6882 + L6621 (For Quick Disconnect see coding below)

Greifers

Myo+	8E33=9-1	Sys Electric Greifer DMC VariPlus w/Flex/Ext QD Wrist	L7009 + L6882 + L6621
	8E34=9-1	Sys Electric Greifer DMC VariPlus with Lam. Ring	L7009 + L6882 (For Quick Disconnect see coding below) (**Use L6882 once if billed with hand)

Pincer (if used, addition to terminal device)

8Y1	Pincer	L6810 Precision Pinch Device
-----	--------	------------------------------

Additional Wrist Options

Myo+	10S17	Electric Wrist Rotator	L7259 Electronic Wrist Rotator
	13E205	MyoRotronic	MyoRotronic Controller is included in the base code.
	10V40	MyoWrist 2 Act	L6621 Flexion/Extension Wrist for external powered device

Quick Disconnect (add to prosthesis when used for terminal device interchange, cleaning, servicing)

10S1*	Lamination Collar +	L6629 Lamination collar with coupling
10S4	Coupling piece	

¹ The product/device “Supplier” (defined as an O&P practitioner, O&P patient care facility, or DME supplier) assumes full responsibility for accurate billing of Ottobock products. It is the Supplier’s responsibility to determine medical necessity; ensure coverage criteria is met; and submit appropriate HCPCS codes, modifiers, and charges for services/products delivered. It is also recommended that Supplier’s contact insurance payer(s) for coding and coverage guidance prior to submitting claims. Ottobock Coding Suggestions and Reimbursement Guides are based on reasonable judgment and are not recommended to replace the Supplier’s judgment. These recommendations may be subject to revision based on additional information or alpha-numeric system changes.

Myobock & Bebionic

Suggested Coding Options¹

April 2022 (U.S. only)

Shoulder Options

12S6 MovoShoulder Swing	L6646 Upper extremity addition, shoulder joint, multi-positional locking, flexion, adjustable abduction friction control, for use with body powered or external powered system
-------------------------	--

Harness Options

21A35=1 AE Harness, Triple Control, Perlon	L6677 Harness, triple ctrl, simultaneous operation of TD & elbow
21A35=2 AE Harness, Triple Control, Steel	L6677 Harness, triple ctrl, simultaneous operation of TD & elbow + L6655 Standard control cable, extra
21A47 Active TH Harness Armloop for 21A47	L6672 Harness chest or shoulder, saddle type Armloop included in L6672

Additional Switch Options

9X14 Harness Pull Switch 9X18 Cable Pull Switch 9X25 Rocker Switch 9X37 Pressure Switch 9X50 & 9X52 Linear Transducer	L6611 External powered, additional switch, any type
---	---

Donning Sheath

OC1560=* Donning Sheath EasyFit Arm	L7600 Prosthetic donning sleeve
-------------------------------------	---------------------------------

Glove Options

8S711=* Bebionic Silicone Glove	L6890 Glove for terminal device, any material
8S710=* Bebionic Black Glove	
8S11N Myoskin Natural	
8S11 /12 /13 /20 Cosmetic Glove	

Replacement Electrodes (initial electrodes included in base code)

13E200 /202 Electrodes	L7510 Repair of prosthetic device, replace minor parts
13E400 /401 Remote Electrodes	
13Z161 /162 /163 Electrode Domes 6 pk.	
13E129=* Cable	

Replacement Battery/Charger (initial battery and charger included in base code)

757B35 MyoEnergy Integral	L7367 Lithium-ion battery, replacement
757B20/21 Energy Pack	
757L35 MyoCharge Integral	L7368 Lithium-ion battery charger, replacement
757L20 Li-Ion Charger	
757B15 X-ChangePack	L7360 Battery 6 volt, each
757L14 Pulse Charger	L7362 Battery charger 6 volt, each

¹ The product/device “Supplier” (defined as an O&P practitioner, O&P patient care facility, or DME supplier) assumes full responsibility for accurate billing of Ottobock products. It is the Supplier’s responsibility to determine medical necessity; ensure coverage criteria is met; and submit appropriate HCPCS codes, modifiers, and charges for services/products delivered. It is also recommended that Supplier’s contact insurance payer(s) for coding and coverage guidance prior to submitting claims. Ottobock Coding Suggestions and Reimbursement Guides are based on reasonable judgment and are not recommended to replace the Supplier’s judgment. These recommendations may be subject to revision based on additional information or alpha-numeric system changes.

Myobock & Bebionic

Suggested Coding Options¹

April 2022 (U.S. only)

Ottobock's reimbursement team is here to help with your upper extremity coding.
Call us at 800 328 4058, or email your request to Reimbursement911@ottobock.com

Ottobock
Reimbursement
P 800 328 4058 F 800 230 3962
professionals.ottobockus.com
reimbursement911@ottobock.com

¹The product/device "Supplier" (defined as an O&P practitioner, O&P patient care facility, or DME supplier) assumes full responsibility for accurate billing of Ottobock products. It is the Supplier's responsibility to determine medical necessity; ensure coverage criteria is met; and submit appropriate HCPCS codes, modifiers, and charges for services/products delivered. It is also recommended that Supplier's contact insurance payer(s) for coding and coverage guidance prior to submitting claims. Ottobock Coding Suggestions and Reimbursement Guides are based on reasonable judgment and are not recommended to replace the Supplier's judgment. These recommendations may be subject to revision based on additional information or alpha-numeric system changes.